

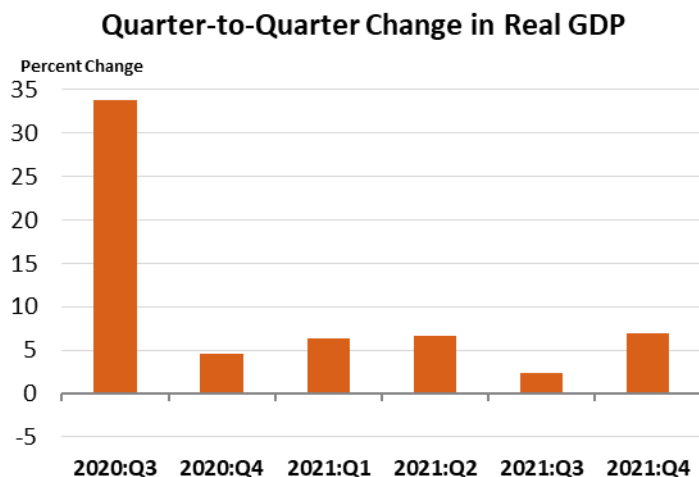
Gross Domestic Product, Fourth Quarter and Year 2021 (Advance Estimate)

Real gross domestic product (GDP) increased at an annual rate of 6.9 percent in the fourth quarter of 2021, following an increase of 2.3 percent in the third quarter. The acceleration in the fourth quarter was led by an upturn in exports as well as accelerations in inventory investment and consumer spending. In the fourth quarter, COVID-19 cases resulted in continued restrictions and disruptions in the operations of establishments in some parts of the country. Government assistance payments in the form of forgivable loans to businesses, grants to state and local governments, and social benefits to households all decreased as provisions of several federal programs expired or tapered off. For more details, including source data, refer to the [Technical Note](#) and [Federal Recovery Programs and BEA Statistics](#).

Quarterly GDP Highlights

The fourth quarter increase in real GDP primarily reflected increases in inventory investment, exports, consumer spending, and business investment that were partly offset by decreases in both federal and state and local government spending. Imports, which are a subtraction in the calculation of GDP, increased.

- The increase in inventory investment primarily reflected increases in retail (led by motor vehicle and parts dealers) and wholesale (led by durable goods industries).
- The increase in exports reflected increases in both goods (led by nondurable goods) and services (led by travel).
- The increase in consumer spending primarily reflected an increase in services (led by health care, recreation, and transportation). Consumer spending for goods also increased (led by recreational goods and vehicles).



U.S. Bureau of Economic Analysis Seasonally adjusted annual rates

- The increase in business investment primarily reflected an increase in intellectual property products (led by software as well as research and development) that was partly offset by a decrease in structures (led by commercial and health care).
- The decrease in federal government spending primarily reflected a decrease in defense spending on intermediate goods and services (led by services).
- The decrease in state and local government spending reflected decreases in consumption expenditures (led by compensation of state and local government employees, notably education) and in gross investment (led by new educational structures).

Quarterly Personal Income and Saving

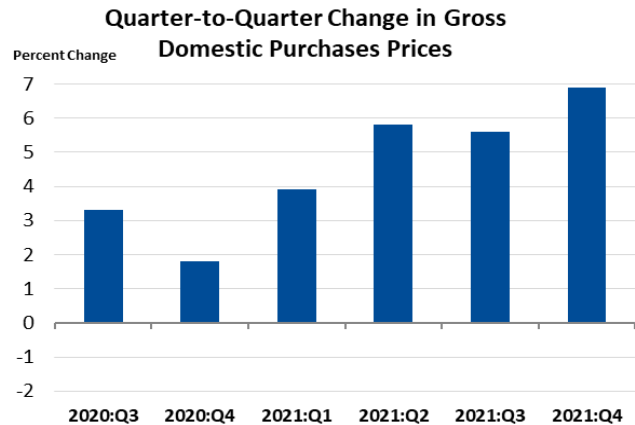
Real disposable personal income (DPI)—personal income adjusted for taxes and inflation—decreased 5.8 percent in the fourth quarter after decreasing 4.3 percent in the third quarter.

Current-dollar DPI—personal income adjusted for taxes but not inflation—increased 0.3 percent in the fourth quarter after increasing 0.8 percent in the third quarter, primarily reflecting an increase in compensation of employees. Personal saving as a percentage of DPI was 7.4 percent in the fourth quarter, compared with 9.5 percent in the third quarter.

Quarterly Prices

Prices of goods and services purchased by U.S. residents increased 6.9 percent in the fourth quarter after increasing 5.6 percent in the third quarter.

- Energy prices increased 40.7 percent in the fourth quarter while food prices increased 9.2 percent.
- Excluding food and energy, prices increased 5.9 percent in the fourth quarter after increasing 5.1 percent in the third quarter.



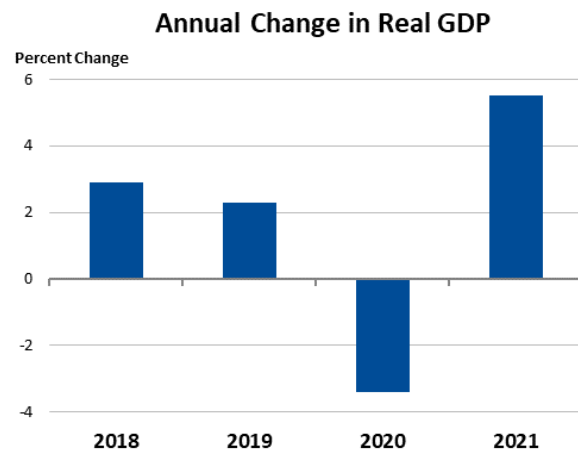
U.S. Bureau of Economic Analysis

Seasonally adjusted annual rates

Year 2021 Highlights

Real GDP increased 5.7 percent (from the 2020 annual level to the 2021 annual level), in contrast to a decrease of 3.4 percent in 2020. The increase reflected increases in all major subcomponents: consumer spending, business investment, exports, housing investment, and inventory investment. Imports increased.

- The increase in consumer spending reflected increases in goods and services. Within goods, the leading contributors were "other" nondurable goods (including games and toys as well as pharmaceuticals), clothing and footwear, and recreational goods and vehicles. Within services, the leading contributors were food services and accommodations as well as health care.
- The increase in business investment reflected increases in equipment (led by information processing equipment) and intellectual property products (led by software as well as research and development). These increases were partly offset by a decrease in structures.



U.S. Bureau of Economic Analysis